

THANK YOU FOR YOUR PURCHASE!



Did you know that when you leave feedback on TPT you earn credits towards future purchases?

★★★★★ Extremely satisfied

I truly appreciate your feedback to help my little store grow.

LET'S BE FRIENDS

Access my
Freebie
Library

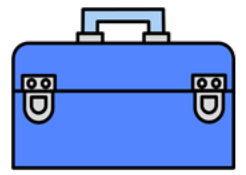
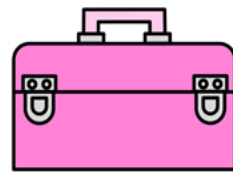

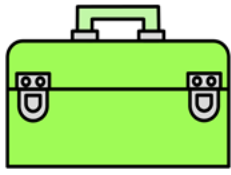
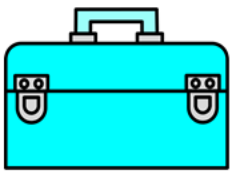


Stay updated on new product announcements (they are 50% off for the first 24 hrs posted!) by following me on TPT, checking out my website, and subscribing to my newsletter.

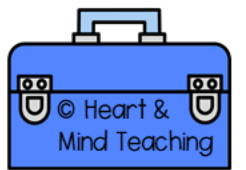
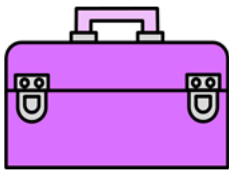
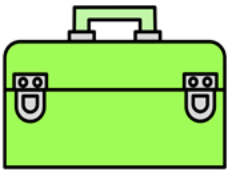


If you have any questions or concerns please email me at:
heartandmindteaching@gmail.com

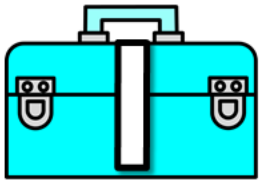
♥
Ashley



BEHAVIOR TOOLBOX Spoiled



BEHAVIOR TOOLBOX



Spoiled

What it looks like

- *Student often seeks out teacher's attention.
- *He/she always wants their way, does not understand the difference between a want and a need.
- *Student has a sense of entitlement, expects to be treated special, and feels that they are more important than others.
- *He/she will complain if they do not get the attention they feel they deserve.
- *Student feels they should get good grades and rewards whether they deserve them or not.
- *Student is completely self-centered.
- *Student often has more material items than others, but does not appreciate them.
- *He/she does not appear to care about others.
- *Other students may feel resentful of this student.

Spoiled

BEHAVIOR TOOLBOX



Spoiled

What to do

*Speak to the student one on one and in private regarding their behavior and how it is affecting others and interrupting your class. Explain to them how their behavior may cause others to dislike them. Be specific in what behavior you would like for them to change, and how they are going to do it. (For example, he/she will not share with others and demand they be first in line always, is the behavior you want to change. You are going to see that by them offering for someone else to be line leader or sharing their toy with others.

*If the child throws a tantrum over not getting their way, be firm and clear. "I care about you, but I'm not giving in and you can't hit or throw things when you don't get your way." It also helps to acknowledge his/her feelings of frustration.

*Keep in mind that spoiled children often feel inferior and self-indulging is a way for them to feel superior, by making others feel inferior.

*Discuss with the student that you would like for them to show more mature behaviors. Part of maturity is giving to others, not always taking.

*Recognize all attempts (even small) to improve behavior, especially acts like sharing, giving to others, and helping others. This change will not happen quickly.

*Provide choices when you want them to do something they do not want to do. Say "We need to get four things done. Which do you choose?" Start by doing it together, gradually fade out of the picture, praise the child as he does more."

*When discussing this issue with the parents, be very careful of your wording because parents can be defensive with this topic, usually because they have allowed the child to be spoiled in the first place. Suggest the child take on some chores around the house to strengthen responsibility, also recommend the child join a team oriented sport, or boy/girl scouts.

Spoiled

BEHAVIOR TOOLBOX



Spoiled

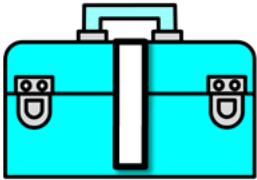
What NOT to do

- *Do not give in to every demand.
- *Do not degrade or put down this student in front of others.
- *Do not isolate this student from their peers.
- *Do not accept this students overly high and unrealistic self-concept.
- *Do not overly focus on saying no or using punishment, it is not about cracking down but instead teaching them life skills and lessons. Sometimes they will get what they want, and sometimes they will not.
- *Do not expect an immediate change in behavior, this type of change takes time.
- *Do not neglect to speak to the parents about the behaviors you are seeing, it is important to watch your wording, try not to use words like spoiled or brat. Instead, describe the behaviors you are seeing (example-student does not like to share, throws tantrums when asked to do non preferred activity) versus putting a label on them.

Spoiled

BEHAVIOR TOOLBOX

Spoiled Quick Guide



what it looks like

*Student often seeks out teacher's attention.

*They always want their way, does not understand the difference between a want/a need.

*Student has a sense of entitlement, expects to be treated special, and feels that they are more important than others.

*He/she will complain if they do not get the attention they feel they deserve.

*Student feels they should get good grades and rewards whether they deserve them or not.

*Student often has more material items than others, but does not appreciate them.



what to do

*Speak to the student one on one and in private regarding their behavior and how it is affecting others and interrupting your class. Explain to them how their behavior may cause others to dislike them. Be specific in what behavior you would like for them to change, and how they are going to do it.

*If the child throws a tantrum over not getting their way, be firm and clear. "I care about you, but I'm not giving in and you can't hit or throw things when you don't get your way." It also helps to acknowledge his/her feelings of frustration.

*Keep in mind that spoiled children often feel inferior and self-indulging is a way for them to feel superior, by making others feel inferior.

*Discuss with the student that you would like for them to show more mature behaviors. Part of maturity is giving to others, not always taking.

*Recognize all attempts (even small) to improve behavior, especially acts like sharing, giving to others, and helping others. This change will not happen quickly.

*Provide choices when you want them to do something they do not want to do. Say "We need to get four things done. Which do you choose?" Start by doing it together, gradually fade out of the picture, praise the child as he does more."




what NOT to do

*Do not give in to every demand.

*Do not degrade or put down this student in front of others.

*Do not isolate this student from their peers.

*Do not overly focus on saying no or using punishment, it is not about cracking down but instead teaching them life skills and lessons. Sometimes they will get what they want, and sometimes they will not.



Spoiled

What to do (Cont.)

improve behavior, especially acts like sharing, giving to others, and helping others. This change will not happen quickly.

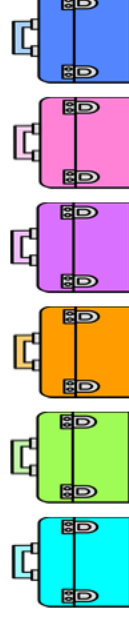
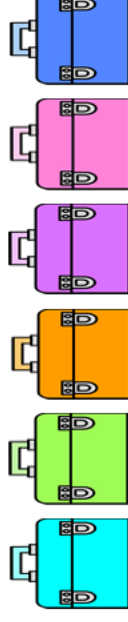
*Provide choices when you want them to do something they do not want to do. Say 'We need to get four things done. Which do you choose?' Start by doing it together, gradually fade out of the picture, praise the child as he does more."

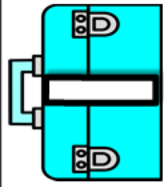
*When discussing this issue with the parents, be very careful of your wording because parents can be defensive with this topic, usually because they have allowed the child to be spoiled in the first place. Suggest the child take on some chores around the house to strengthen responsibility, also recommend the child join a team oriented sport, or boy/girl scouts.

"A change in
behavior
begins with a
change in
the heart."

BEHAVIOR TOOLBOX

Spoiled






Spoiled

What it looks like

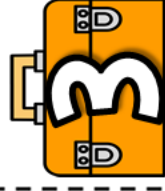
- *Student often seeks out teacher's attention.
- *He/she always wants their way, does not understand the difference between a want and a need.
- *Student has a sense of entitlement, expects to be treated special, and feels that they are more important than others.
- *He/she will complain if they do not get the attention they feel they deserve.
- *Student feels they should get good grades and rewards whether they deserve them or not.
- *Student is completely self-centered.
- *Student often has more material items than others, but does not appreciate them.
- *He/she does not appear to care about others.
- *Other students may feel resentful of this student.



2 Spoiled

What to do

- *Speak to the student one on one and in private regarding their behavior and how it is affecting others and interrupting your class. Explain to them how their behavior may cause others to dislike them. Be specific in what behavior you would like for them to change, and how they are going to do it. (For example, he/she will not share with others and demand they be first in line always, is the behavior you want to change. You are going to see that by them offering for someone else to be line leader or sharing their toy with others.
- *If the child throws a tantrum over not getting their way, be firm and clear. "I care about you, but I'm not giving in and you can't hit or throw things when you don't get your way." It also helps to acknowledge his/her feelings of frustration.
- *Keep in mind that spoiled children often feel inferior and self-indulging is a way for them to feel superior, by making others feel inferior.
- *Discuss with the student that you would like for them to show more mature behaviors. Part of maturity is giving to others, not always taking.
- *Recognize all attempts (even small) to...
(Continues on the flap)



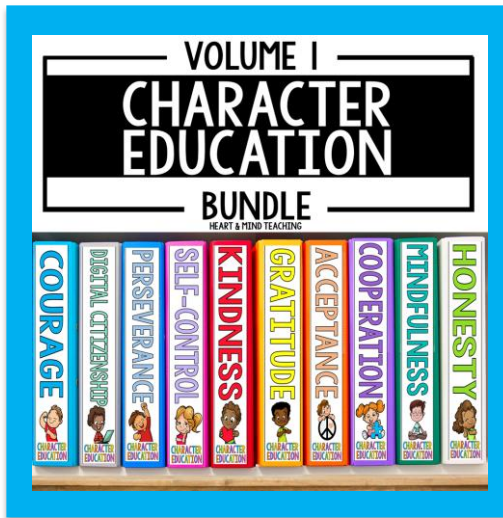
3 Spoiled

What NOT to do


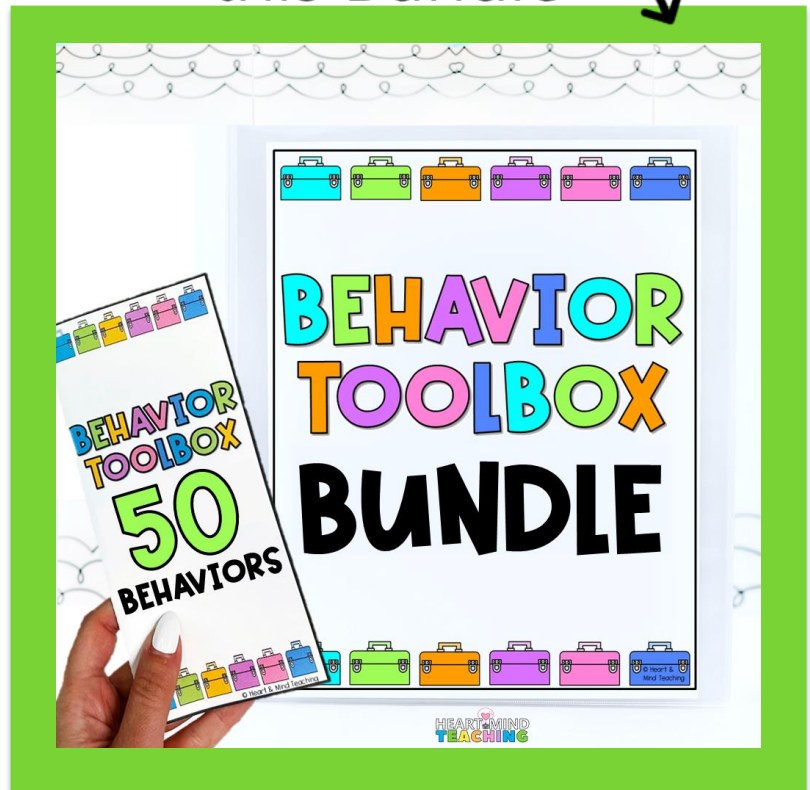
- *Do not give in to every demand.
- *Do not degrade or put down this student in front of others.
- *Do not isolate this student from their peers.
- *Do not accept this student's overly high and unrealistic self-concept.
- *Do not overly focus on saying no or using punishment, it is not about cracking down but instead teaching them life skills and lessons. Sometimes they will get what they want, and sometimes they will not.
- *Do not expect an immediate change in behavior, this type of change takes time.
- *Do not neglect to speak to the parents about the behaviors you are seeing, it is important to watch your wording, try not to use words like spoiled or brat. Instead, describe the behaviors you are seeing (example-student does not like to share, throws tantrums when asked to do non preferred activity) versus putting a label on them.

CHECK THESE OUT

CLICK ON THE PICTURES TO GET A CLOSER LOOK.



This product and **49** others are included in this Bundle →



COUNSELOR
Collab
— with Laura & Ashley —



Would you like to spend less time browsing for resources and lesson planning, and more time serving students? Let Laura from [Music City Counselor](#) and Ashley from [Heart and Mind Teaching](#) do the work for you!

CLICK TO COLLAB

MEMBER Perks

- ♥ Data-driven resources by theme.
- ♥ \$35+ value of ready-to-use materials.
- ♥ Lessons, group curriculums, forms, & activities.
- ♥ Tier 1, 2, and 3 research-based resources.
- ♥ No contracts, cancel anytime.



THANK YOU

FOR SUPPORTING MY LITTLE SHOP.

Hi there! I'm Ashley- a School Counselor, curriculum developer, blogger, and mama to two young boys. I have a passion for creating fun and engaging resources for Counseling and Social Emotional Learning.

LET'S BE FRIENDS

Ashley

Access my
Freebie
Library



FOLLOW FOR EXCLUSIVE SAVINGS

New products are 50% off for 24hrs.

CLICK HERE

★ HOW CAN YOU EARN TPT CREDITS? When you leave feedback, TpT rewards you with credits that you can use toward future purchases.

ACCESS MY FREEBIE LIBRARY

Join my Newsletter to be informed of all future added freebies.

I WANT FREEBIES

TERMS OF USE

© Heart and Mind Teaching, 2017, 2024. All rights reserved. Purchase of this item entitles the purchaser the right to reproduce for classroom, personal, and google classroom use only. Use in multiple classrooms, requires the purchase of additional licenses. Redistribution or duplication of this product is strictly forbidden without the written permission of the publisher. Copying any part of this product and placing it on a publicly accessible website is strictly forbidden and is a violation of the Digital Millennium Copyright Act (DMCA). You may post this for single-classroom use on a password protected student site such as google classroom. **You may NOT post my products on any public, for-profit, or commercial websites or entities, such as Outschool.** Please do not sell or distribute any part of this as your own. Thank you for abiding by universally accepted codes of professional ethics while using this product.



If you have any questions or concerns please email me at:

heartandmindteaching@gmail.com

CREDITS

